

ಕರ್ನಾಟಕ ರಾಜ್ಯ ಶುಶ್ರೂಷಾ ಪರಿಷತ್ತು  
KARNATAKA STATE NURSING COUNCIL  
ನೋಂದಣಿ ಪರಿಶೀಲನೆ, ಬ್ಯಾಚುಲರ್ ಆಫ್ ಸೈನ್ಸ್ ಇನ್ ನರ್ಸಿಂಗ್  
(ಪೋಸ್ಟ್ ಬೇಸಿಕ್)  
Registration Verification Bachelor Of Science In Nursing (Post-Basic)

Step 1: Go to [sevasindhu.karnataka.gov.in](https://sevasindhu.karnataka.gov.in) website and click on Departments & Services.

Seva Sindhu  
GOVERNMENT OF KARNATAKA

SRI. B.S.YEDIYURAPPA  
Hon'ble Chief Minister,  
Government of Karnataka

SRI. S.SURESH KUMAR  
Hon'ble Minister of Primary & Secondary  
Education and Sakshya,  
Government of Karnataka

HOME ABOUT SEVA SINDHU DEPARTMENTS & SERVICES SERVICE CENTERS GRAMA ONE TRACK YOUR APPLICATION STATUS REPORTS-DASHBOARD FAQ CONTACT

DEPARTMENTS & SERVICES NEW USERS REGISTER HERE REGISTERED USERS LOGIN HERE

Services User Manual | Sevasindhu youtube channel | Page last updated on: 11-May-2021 4:00 PM | Website visitor count is 33745808 | Site Map | Website Policy

Step 2: Click on [Karnataka State Nursing Council](https://sevasindhu.karnataka.gov.in/Sevasindhu/DepartmentServices) and Registration Verification Bachelor Of Science In Nursing (Post-Basic). Alternatively, you Registration Verification Bachelor Of Science In Nursing (Post-Basic) in the [search option](#).

Seva Sindhu  
Department Services

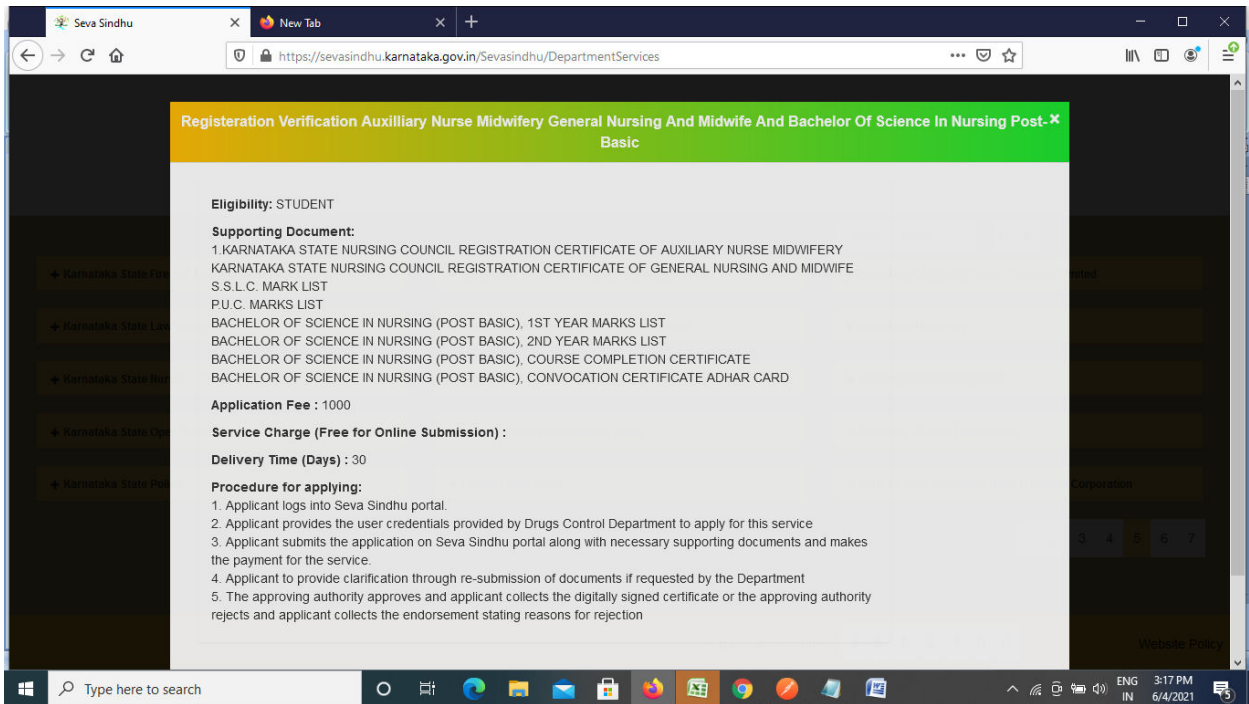
Karnataka State Fire and Emergency Services  
Karnataka State Law University  
Karnataka State Nursing Council  
FOREIGN VERIFICATION BACHELOR OF SCIENCE IN NURSING POST BASIC  
FOREIGN VERIFICATION MASTER OF SCIENCE IN NURSING  
GOOD STANDING, GENERAL NURSING AND MIDWIFE  
GOOD STANDING, BACHELOR OF SCIENCE IN NURSING  
GOOD STANDING BACHELOR OF SCIENCE IN NURSING POST BASIC  
GOOD STANDING, MASTER OF SCIENCE IN NURSING  
REGISTRATION OF PERSONNEL  
Karnataka State Open University  
Karnataka State Police

Karnataka State Pollution Control Board (KSPCB)  
Karnataka State Road Transport Corporation  
Karnataka State Warehousing Corporation  
Krishna Bhagya Jala Nigam Limited  
Labour Department

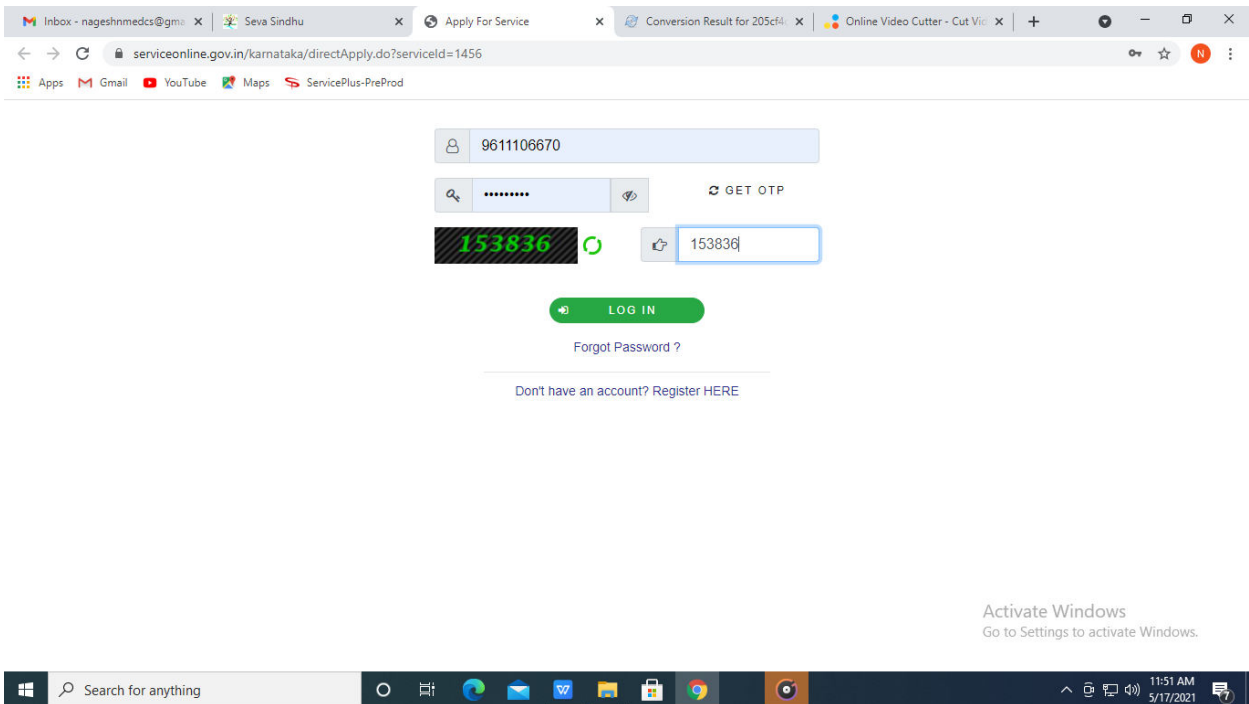
Mangalore Electricity Supply Company Limited  
Mangalore University  
Minor Irrigation Department  
Minorities Welfare Department  
North Eastern Karnataka Road Transport Corporation

Website visitor count is 3653466 | Website Policy

**Step 3 : Click on Apply online.**



**Step 4: Enter the username, password/OTP, captcha and click on Log In button.**



## Step 5: Fill the Applicant Details.

The screenshot shows a web browser window with the URL <https://serviceonline.gov.in/karnataka/renderApplicationForm.do?serviceId=9780002&applySource=home&UUId=9e...>. The page title is "KARNATAKA STATE NURSING COUNCIL" and the main heading is "ನೋಂದಣಿ ಪರಿಶೀಲನೆ, ಬ್ಯಾಚುಲರ್ ಆಫ್ ಸೈನ್ಸ್ ಇನ್ ನರ್ಸಿಂಗ್ (ಪೋಸ್ಟ್ ಬೇಸಿಕ್) Registration and Verification for Bachelor Of Science In Nursing Post-Basic". The form fields are as follows:

ನೋಂದಣಿ / Registration For *	Permanent
ಮಾದರಿ / Type *	Normal
ಶೀರ್ಷಿಕೆ / Title *	Ms
ಹೆಸರು / Name *	Kavya G D
ಇಮೇಲ್-ಐಡಿ / ಮಿಂಚಂಚೆ *	kavya@gmail.com

## Step 6: Verify the details. If details are correct, enter the Captcha & Submit.

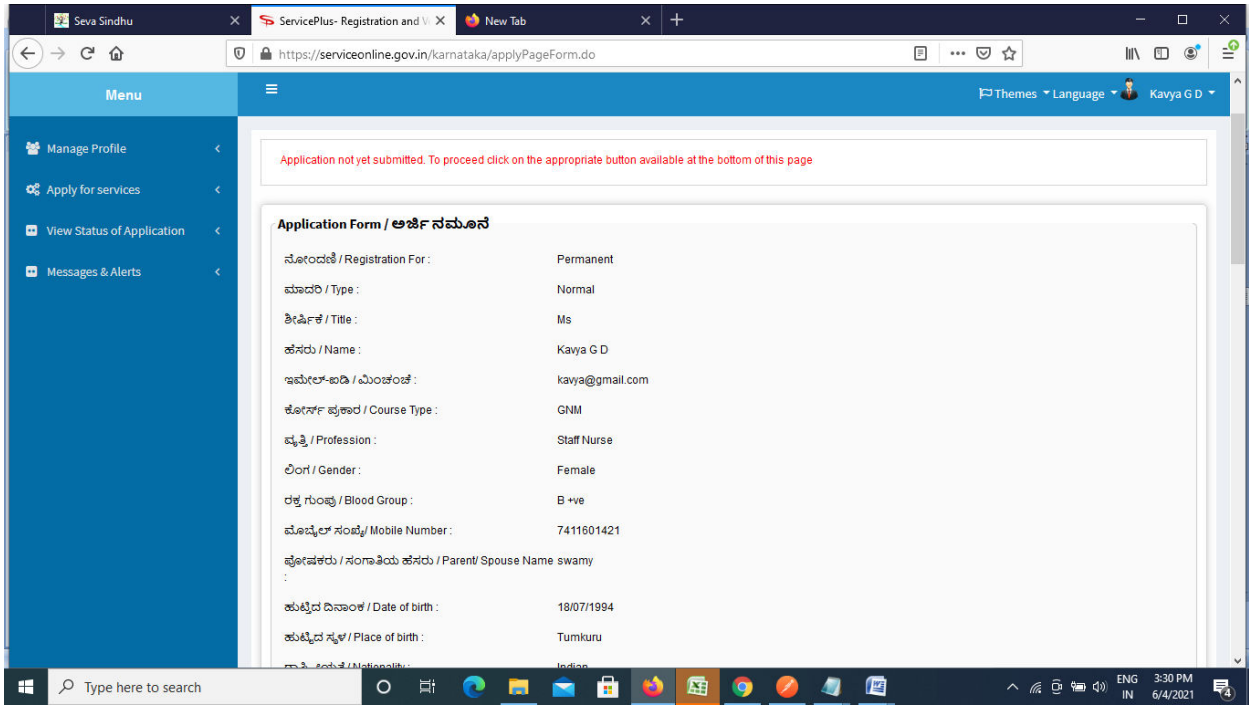
The screenshot shows the verification step of the registration form. The user has agreed to the terms and conditions, and the system has generated a word verification captcha. The captcha text is "337254". The user has entered "337254" in the input field. The form also includes a "Note" section with the following instructions:

**Note:**

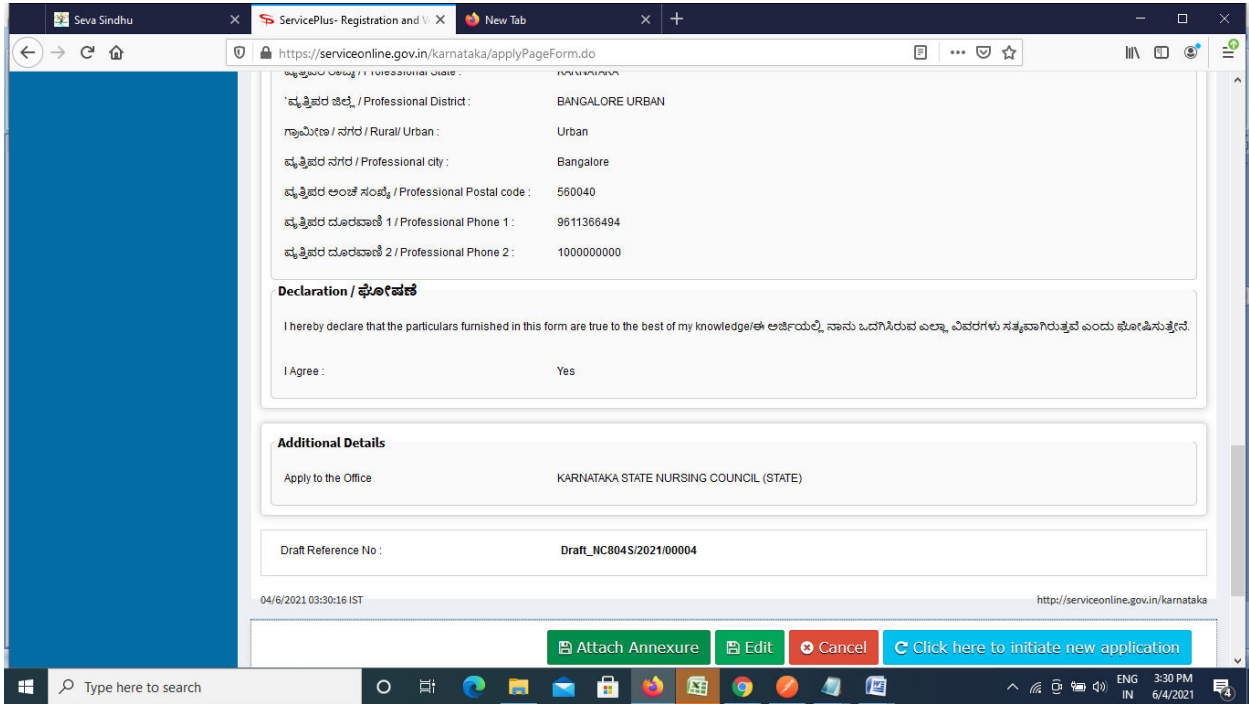
- Please proceed to Slot booking service in Seva Sindhu to book an appointment for document Verification / ದಾಖಲೆ ಪರಿಶೀಲನೆಗಾಗಿ ಅಪಾಯಿಂಟ್ಮೆಂಟ್ ಕಾಯ್ದಿರಿಸಲು ದಯವಿಟ್ಟು ಸೇವಾ ಸಿಂಧುದಲ್ಲಿ ಸ್ಲಾಟ್ ಬುಕಿಂಗ್ ಸೇವೆಗೆ ಮುಂದುವರಿಯಿರಿ
- Please carry all the original docuemnts- mandatory docuemnts and uploaded docuemnts during verification / ದಯವಿಟ್ಟು ಪರಿಶೀಲನೆಯ ಸಮಯದಲ್ಲಿ ಎಲ್ಲಾ ಮೂಲ ದಾಖಲೆಗಳು - ಕಡ್ಡಾಯ ದಾಖಲೆಗಳು ಮತ್ತು ಅಪ್‌ಲೋಡ್ ಮಾಡಿದ ದಾಖಲೆಗಳನ್ನು ಒಯ್ಯಿರಿ

The form also includes a "Word verification" section with the text "337254" and a "Please enter the characters shown above" prompt. The user has entered "337254" in the input field. The form also includes a "Draft" button and a "Submit" button.

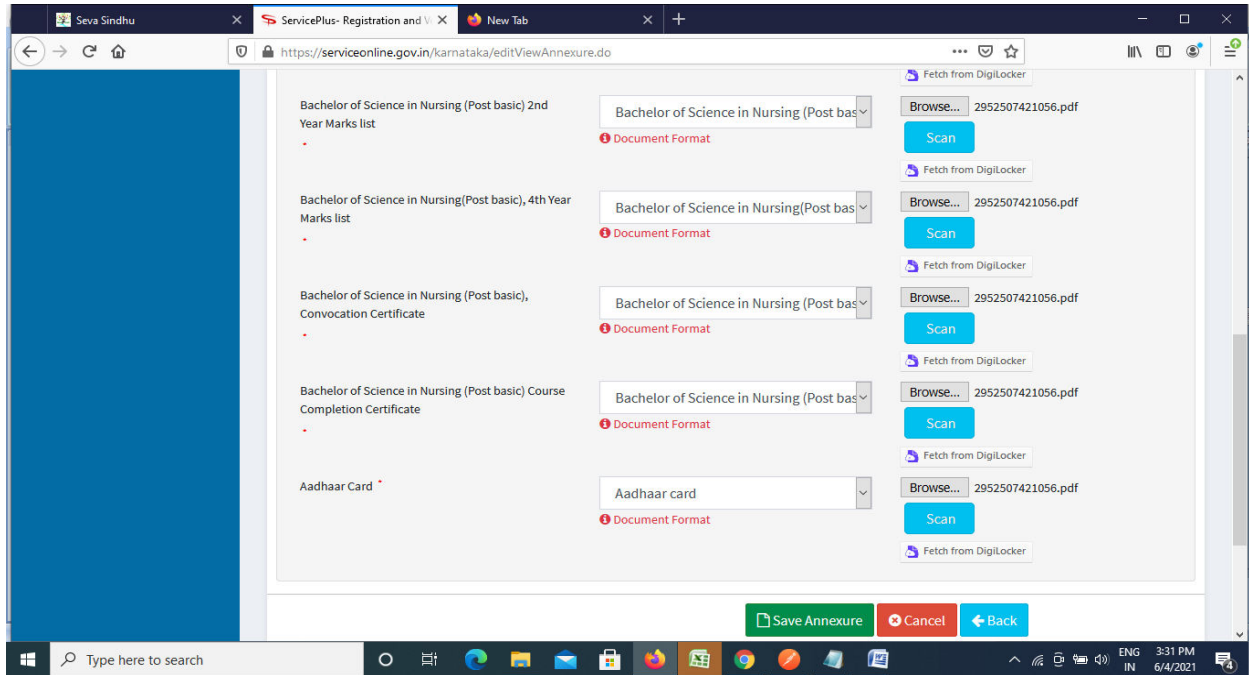
**Step 7:** A fully filled form will be generated for user verification.



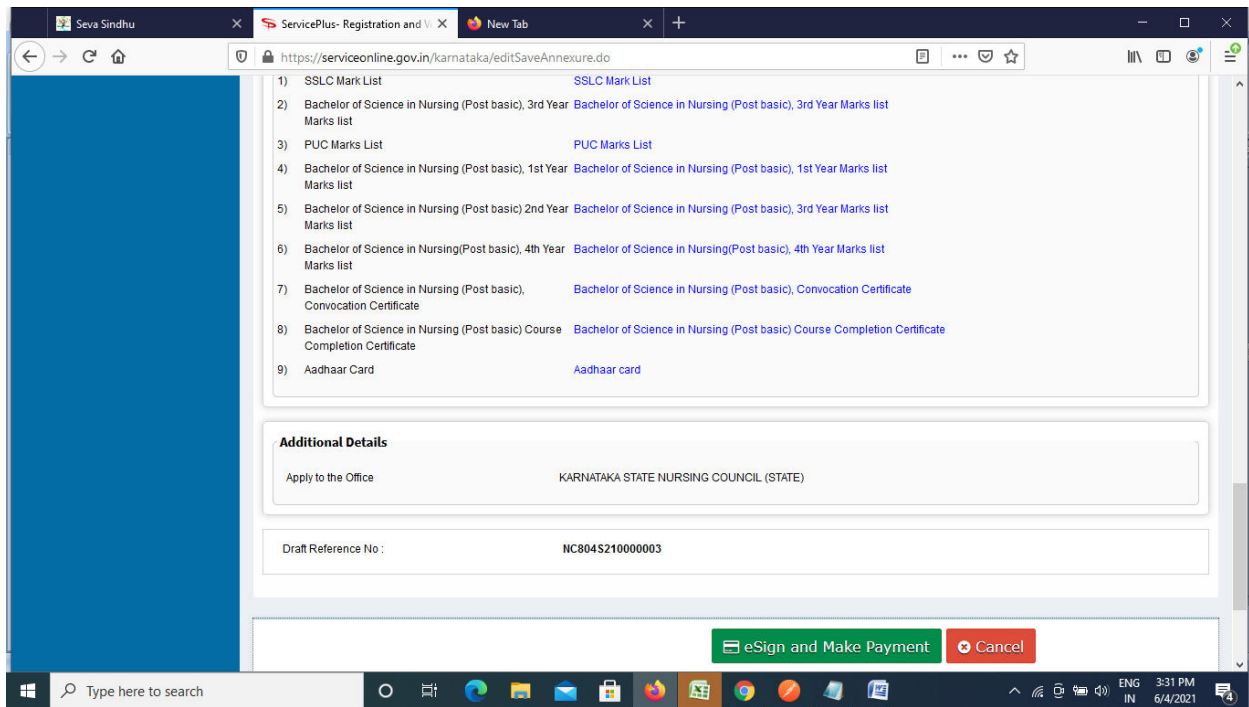
**Step 8 :** Click on Attach Annexures.



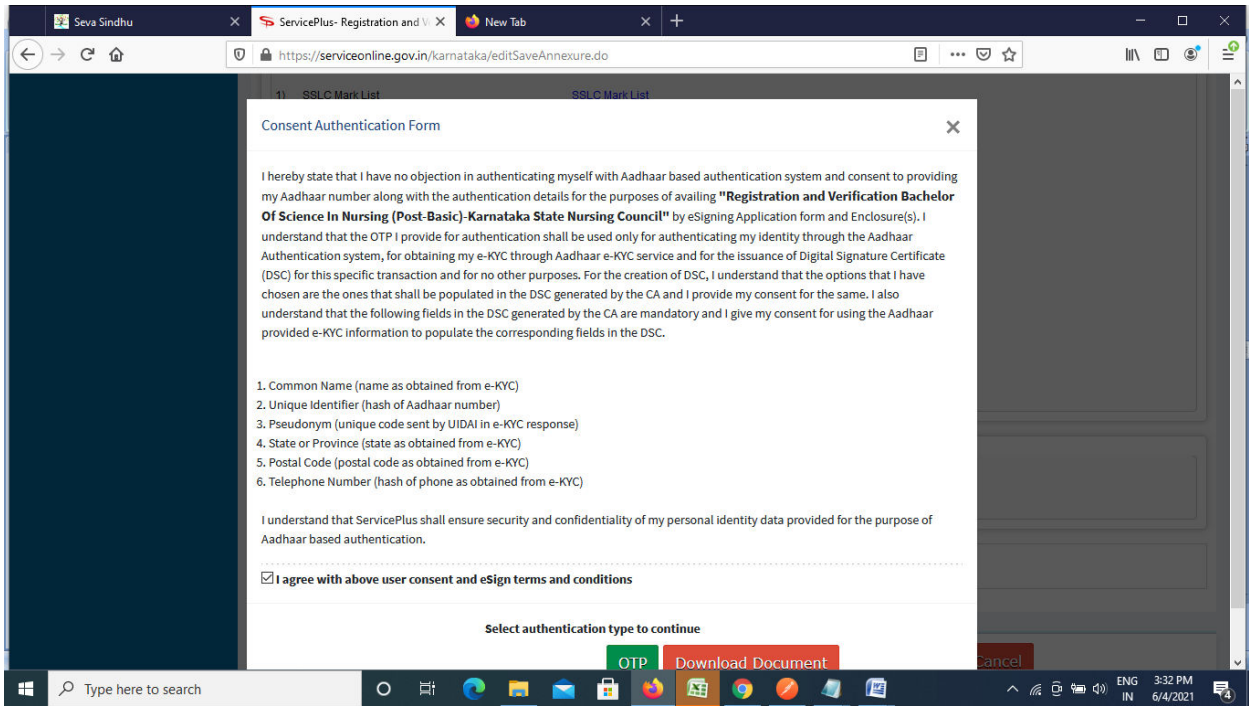
**Step 9: Attach the annexures and click on Save Annexures.**



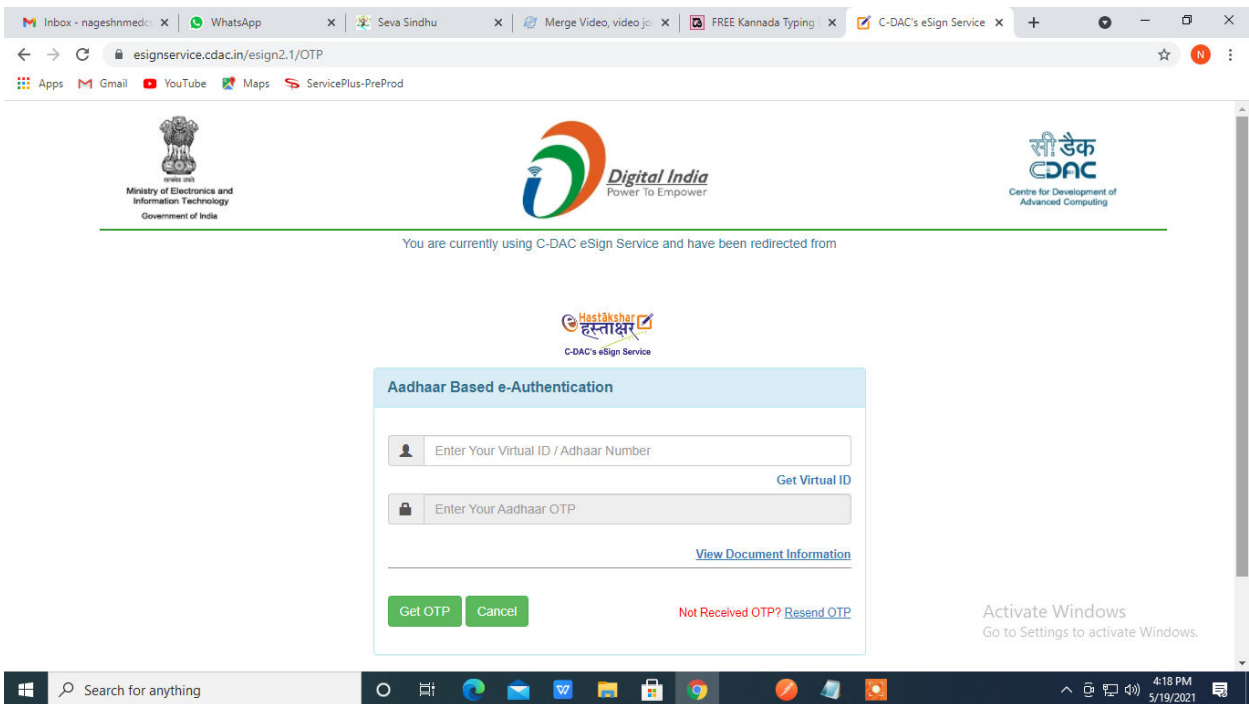
**Step 10 :Saved annexures will be displayed and click on eSign and make payment to proceed.**



**Step 11 :** Click on I agree with above user consent and eSign terms and conditions and Select authentication type to continue.



**Step 12 :** Enter Aadhar Number and click on get OTP.



**Step 13 :Enter OTP and click on Submit.**

The screenshot shows a web browser window with the URL `esignservice.cdac.in/esign2.1/OTP`. The page features logos for the Ministry of Electronics and Information Technology, Digital India, and CDAC. A message states: "You are currently using C-DAC eSign Service and have been redirected from". Below this is the "Hastakshar" logo and "C-DAC's eSign Service". The main form is titled "Aadhaar Based e-Authentication" and contains the following fields and options:

- Aadhaar Number: `472245377750` (with a "Get Virtual ID" link)
- OTP: `*****`
- Consent:  I have read and provide my [consent](#) (with a "View Document Information" link)
- Buttons: "Submit" (green), "Cancel" (green)
- Link: "Not Received OTP? [Resend OTP](#)"

The Windows taskbar at the bottom shows the time as 4:19 PM on 5/19/2021.

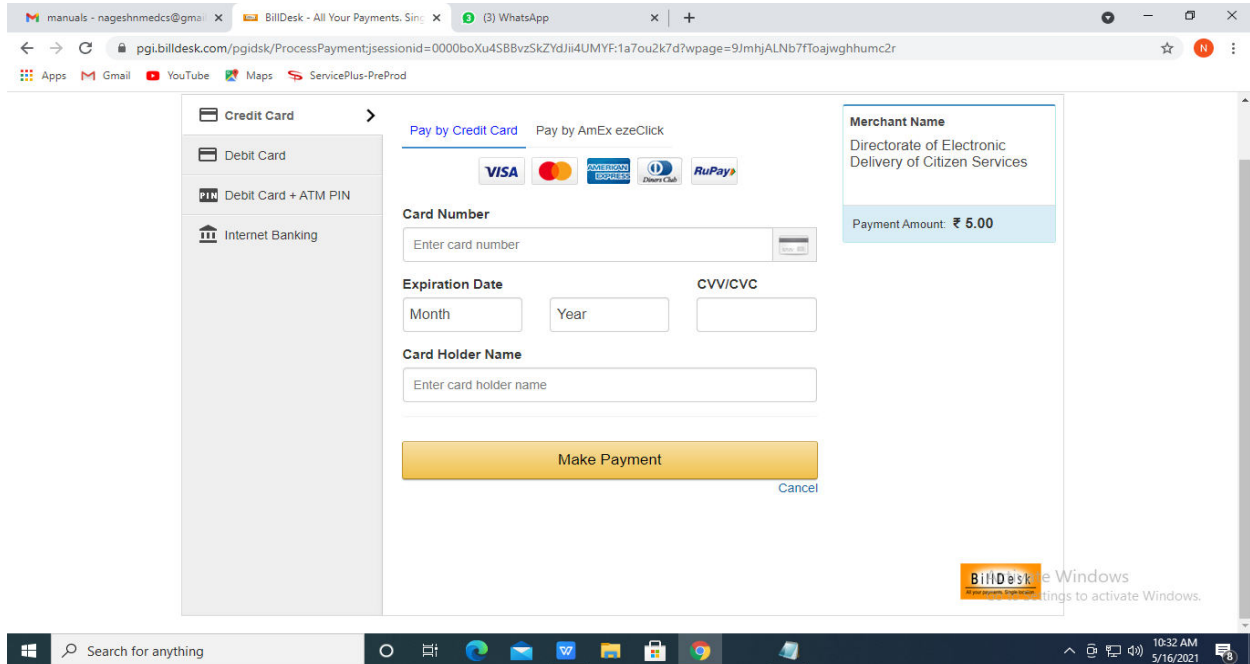
**Step 14 : Select the Mode of Payment and click on Make Payment to proceed.**

The screenshot shows the ServicePlus portal with the URL `serviceonline.gov.in/configureka/proccedToPayment.do?OWASP_CSRFTOKEN=435M-IJDE-AI6F-17LP-IDIY-IJSH-2HGT-PRA2`. The page title is "APPLICATION FOR DUPLICATE DEGREE CERTIFICATE". The "PAYMENT DETAILS" section includes:

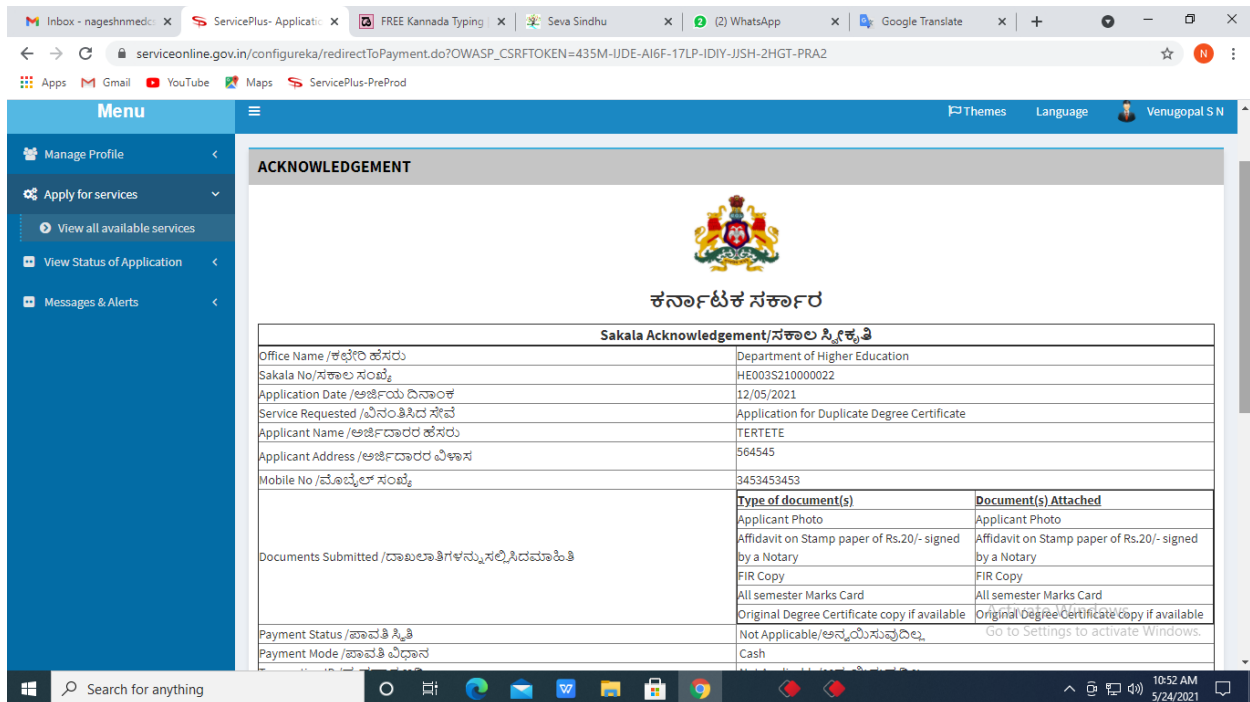
- Mode Of Payment:  Paytm,  Bill Desk Payment,  Cash
- Application Fee: 1845.0
- Total Amount to be paid (in Rs.): 1845.0
- Receipt No. \*: `df`
- Payment Date \*: `12/05/2021` (with a calendar icon and note: "(Select last 20 days from current date)")

At the bottom right of the form are three buttons: "Make Payment" (green), "Reset" (blue), and "Cancel" (red). The Windows taskbar at the bottom shows the time as 10:51 AM on 5/24/2021.

**Step 15 :** Select preferred payment method (Credit Card/Debit Card/Internet Banking), enter the required details and click on make payment.

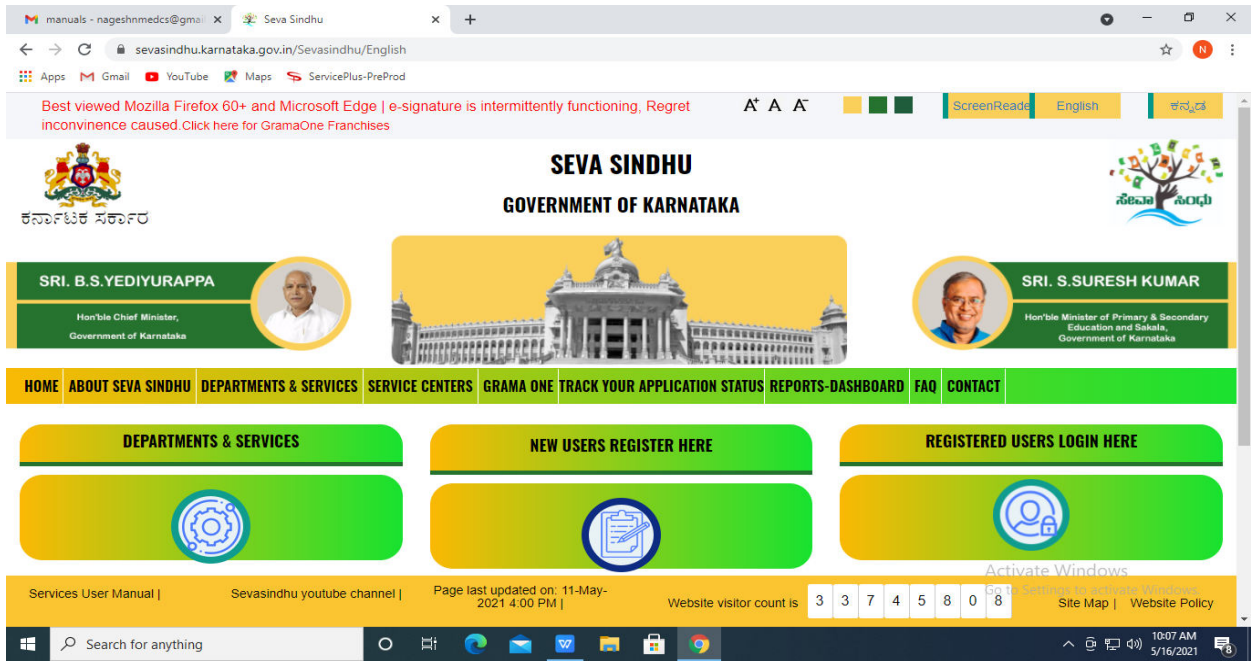


**Step 16 :**After payment is successful, acknowledgement will be generated. Acknowledgment consists of applicant details, application details and the payment details for applicant's reference.

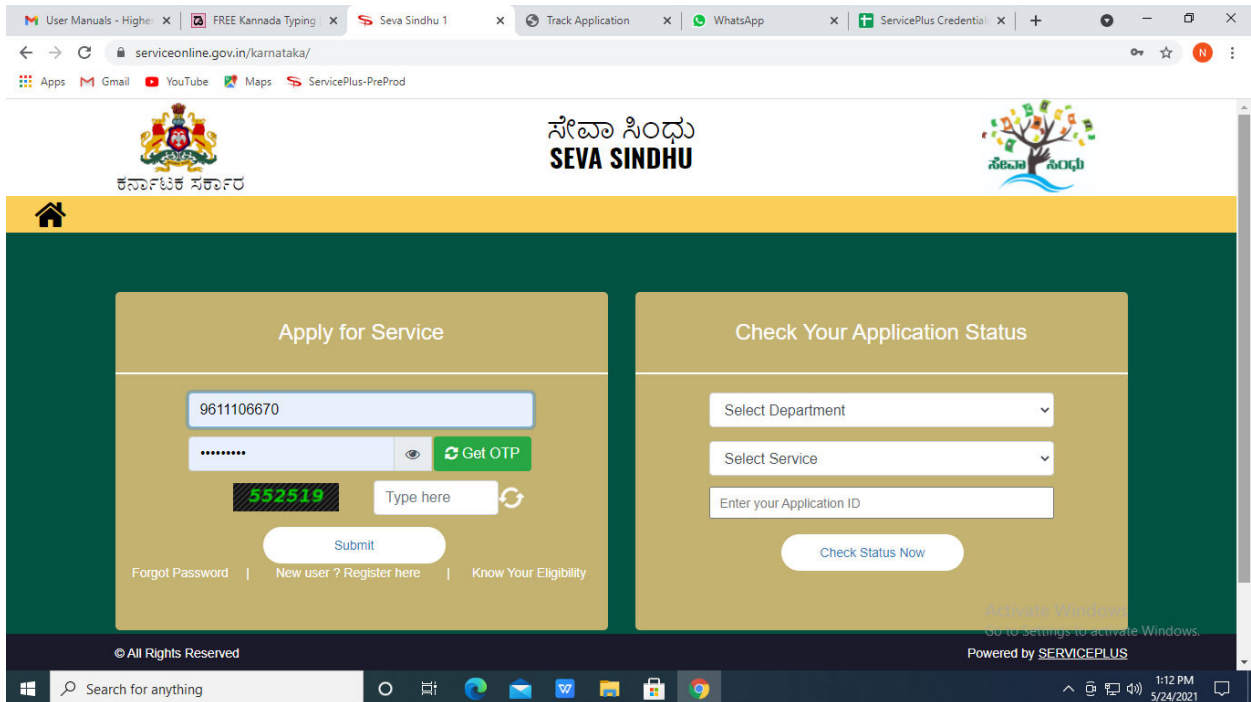




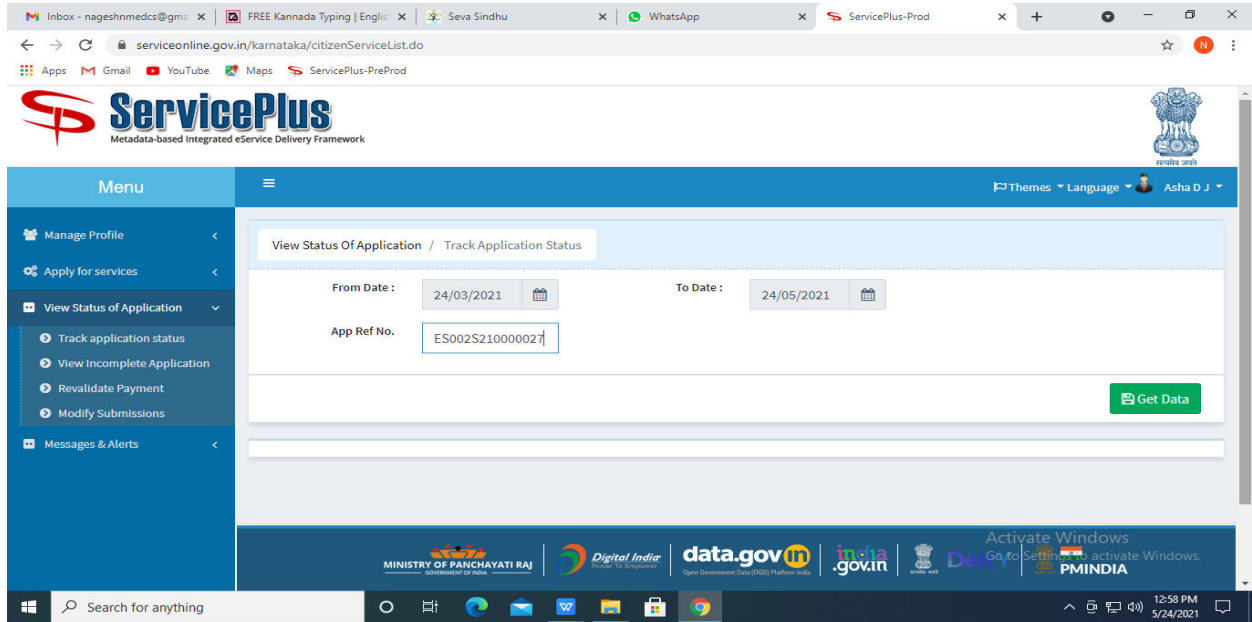
**Step 17 :** To download the certificate, go to the [sevasindhu.karnataka.gov.in](http://sevasindhu.karnataka.gov.in) and click on **Registered Users Login Here.**



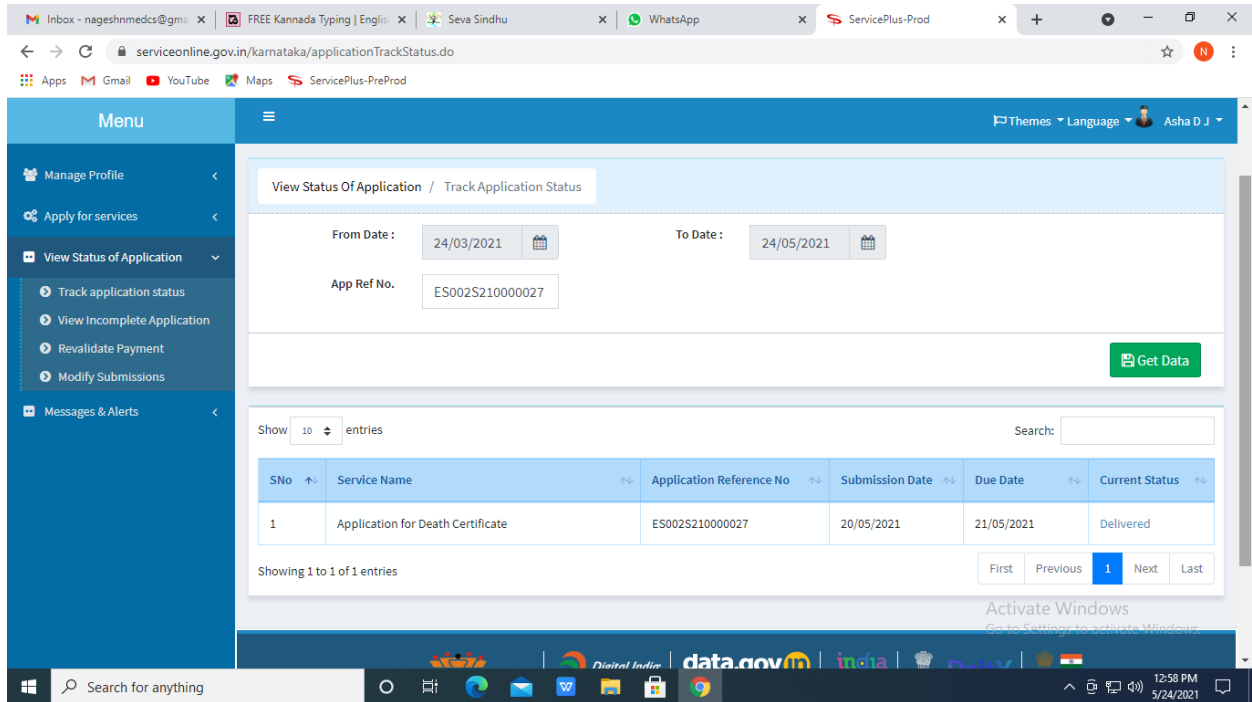
**Step 18 :** Once the login page is open, enter your username, password/OTP, captcha and click on **Submit.**



**Step 19** :Click on **View Status of Application** --> **Track application status**. Enter Application Reference Number (you can refer to Acknowledgment/SMS to get Application Reference Number) and click on **Get Data**.



**Step 20** : Check Current Status of the application. If it is delivered, Click on **Delivered**.



## Step 21 : Under Issue Document(s), click on **Output Certificate**.

ServicePlus  
Metadata-based Integrated eServices

Menu

- Manage Profile
- Apply for services
- View Status of Application
  - Track application status
  - View Incomplete Application
  - Revalidate Payment
  - Modify Submissions
- Messages & Alerts

Status of Application

Application Reference Number : ES002S210000027

Name of the Service : Application for Death Certificate

Applied By : Asha D J

Application due Date : 21/05/2021

S.No.	Task Name	Form Details	Issued Document(s)	Status	Remarks
1	Application Submission	<a href="#">View</a>	<a href="#">Acknowledgement</a>	Completed	NA
2	Push application data to DB	NA	Nil	Forwarded	<a href="#">View</a>
3	Callback Webservice	NA	<a href="#">Output Certificate</a>	Delivered	<a href="#">View</a>

Showing 1 to 1 of 1 entries

Close

## Step 22 : Registration Verification Bachelor Of Science In Nursing (Post-Basic) Output Certificate will be downloaded. You can print the certificate if required.

WPS Office

Application for ...gree Certificate

User Manual - Death Certificate

HE003S210000023.pdf

Sign in

Go Premium

Menu

Home

Insert

Comment

Edit

Page

Protect

Tools

Hand Tool

Select Tool

Edit Text

Edit Picture

PDF to Office

PDF to Picture

Annotate

75%

1/1

Auto Scroll

Read Mode

Background

Screen Grab

Find

Highlight

Note

Mangalore University

No: HE003S210000023  
Date: 24/05/2021

Sub: Approval of Issue of Duplicate Degree Certificate

We are pleased to inform you that the Duplicate Degree Certificate HE003S210000023 has been dispatched to your mailing address provided to the University

The Dispatch details are as follows:

Courier Name / Post: test  
Dispatch Date: 24/05/2021  
Tracking ID : test  
Website address of the Courier / Speed Post: es

For any clarification please contact us.

Date : 24/05/2021

Registrar

Activate Windows  
Go to Settings to activate Windows.